



CRANE SAFETY



MOBILE CRANE SIGNALS

The following information is supplemental to OSHA 1926.1428 Qualified Signal Person Cranes and Derricks in Construction

STOP SIGNALS

EMERGENCY STOP CRANE HAND SIGNAL

To communicate an emergency stop, a signal person must fully extend both arms horizontally out from the body with palms facing downward, and from there, swing both arms back and forth.




STOP CRANE HAND SIGNAL


To stop or pause an action, a signal person must extend one arm horizontally out from the body with a palm facing downward, and from there, swing back and forth.

DOG EVERYTHING HAND SIGNAL

To halt all activity, the signal person must clasp hands together and place at waist level.



BOOM SIGNALS




RAISE BOOM

To tell the operator to raise the boom, a signal person must extend one arm horizontally out from the body and signal a thumbs up with a closed fist.

LOWER BOOM

To tell the operator to lower the boom, the signal person must extend an arm horizontally out from their body and signal a thumbs down with a closed fist.




SWING BOOM

To tell the operator to swing the boom, the signal person must extend an arm out horizontally, and use their index finger to point in the direction the boom is to swing.

EXTEND BOOM

To tell the operator to lengthen the boom, the signal person must place hands at the front of their waist in a fist and point only their thumbs outwards.




RETRACT BOOM

To tell the operator to retract the boom, a signal person must place hands in front of their waist in a fist and point their thumbs toward each other.

LOAD SIGNALS

HOIST LOAD


To tell the operator to lift the loads upward, a signal person must extend one arm vertically toward the ceiling or sky, point with their index finger, and make small circular motions.



LOWER LOAD

To tell the operator to lower the load, a signal person must extend one arm vertically, point down toward the floor or ground with their index finger, and make small circular motions.

SPEED SIGNALS



MOVE SLOWLY

To slow the rate of an action, the signal person must place one hand above the hand that is giving the action signal.